

CNX 460 Series

Build Your Own Indicator

for Use With T-3 1/4 (10mm) LEDs



CNX 460 Series features modular panel mount indicator assemblies and mounting hardware and require no tools for assembly



Applications

- Industrial
- Transportation
- Emergency Applications
- Maritime, Oil and Gas Industry
- Automation and Control
- People Movers
- Instrument Panels
- Gaming and Vending Machines
- Outdoor Applications

Key Features

- For panel hole diameter: .562" (14.288mm) opening on 0.75" (19.05mm) center
- Choice of 4 different types of lenses
- Terminations available: stripped end, locking connector, 2,3,4 wire options
- Eliminates the need for soldering or crimping wires
- Available wire gauge: 24 AWG
- Available in 6 standard wire lengths, from 4" to 24"
- Choice of 4 different wires colors: White/Black, Red/Black, White/Black/Red and White/Black/Red/Green
- Panel thickness .030" (.762mm) - .188" (4.775mm)
- 10mm (T-3 1/4) LED with or without flange and lens needs to be ordered separately
- For additional options please contact our technical sales department
- U.S. and foreign patent issued
- RoHS and REACH Compliant

Ordering Data

Series	LED Termination	Wire Size	Wire Color	Wire Length																																		
CNX 460	X02	4	1	12																																		
	<table border="1"> <tr><td>X</td><td>Stripped End</td></tr> <tr><td>E</td><td>Single Row Locking Header</td></tr> <tr><td>D</td><td>Dual Row Locking Header</td></tr> <tr><td>02</td><td>2 Wires</td></tr> <tr><td>03</td><td>3 Wires</td></tr> <tr><td>04</td><td>4 Wires</td></tr> </table>	X	Stripped End	E	Single Row Locking Header	D	Dual Row Locking Header	02	2 Wires	03	3 Wires	04	4 Wires	<table border="1"> <tr><td>4</td><td>24 AWG</td></tr> </table>	4	24 AWG	<table border="1"> <tr><td>1</td><td>White-Black</td></tr> <tr><td>2</td><td>Red/Black</td></tr> <tr><td>6</td><td>White-Black-Red</td></tr> <tr><td>0</td><td>White-Black-Red-Green</td></tr> </table>	1	White-Black	2	Red/Black	6	White-Black-Red	0	White-Black-Red-Green	<table border="1"> <tr><td>04</td><td>4in (101.6mm)</td></tr> <tr><td>06</td><td>6in (152.4mm)</td></tr> <tr><td>08</td><td>8in (203.2mm)</td></tr> <tr><td>12</td><td>12in (304.8mm)</td></tr> <tr><td>18</td><td>18in (457.2mm)</td></tr> <tr><td>24</td><td>24in (609.6mm)</td></tr> </table>	04	4in (101.6mm)	06	6in (152.4mm)	08	8in (203.2mm)	12	12in (304.8mm)	18	18in (457.2mm)	24	24in (609.6mm)
X	Stripped End																																					
E	Single Row Locking Header																																					
D	Dual Row Locking Header																																					
02	2 Wires																																					
03	3 Wires																																					
04	4 Wires																																					
4	24 AWG																																					
1	White-Black																																					
2	Red/Black																																					
6	White-Black-Red																																					
0	White-Black-Red-Green																																					
04	4in (101.6mm)																																					
06	6in (152.4mm)																																					
08	8in (203.2mm)																																					
12	12in (304.8mm)																																					
18	18in (457.2mm)																																					
24	24in (609.6mm)																																					



Example:

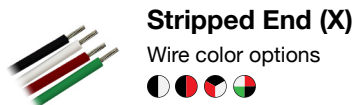
CNX_460_X02_4_1_12

Stripped End, 2 Wires, 24 AWG Wire Size, White/Black Wire Color, 12 Inch Wire Length

Shown with 5mm (T-1 3/4) LED and HMS 462 Lens

*Call VCC for additional options

Terminations



Stripped End (X)

Wire color options



Single Row (E)

Locking Connector
2, 3, or 4 Wire Options



Dual Row (D)

Locking Connector
2, 3, or 4 Wire Options

Accessories (Order Separately)



10mm (T-3 1/4)

2-lead with or
without Flange



10mm (T-3 1/4)

3-lead with or
without Flange



HMC 461

Sealed Fresnel Lens

- HMC_461_RTP
- HMC_461_BTP
- HMC_461_GTP
- HMC_461_ATP
- HMC_461_YTP
- HMC_461_CTP



HMC 463

Sealed Fresnel Lens

- HMC_463_CTP



HMS 462

Sealed Fresnel Lens

- HMS_462_RTP
- HMS_462_BTP
- HMS_462_GTP
- HMS_462_ATP
- HMS_462_YTP
- HMS_462_CTP

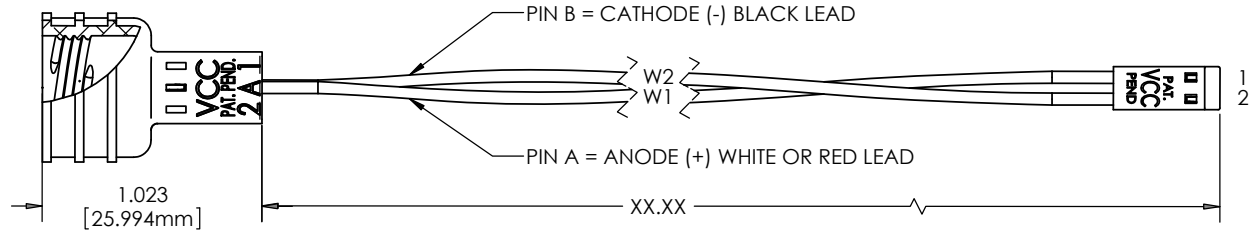


HMS 464


Sealed Fresnel Lens

- HMS_464_CTP

Product Dimensions



Recommended Mounting Hole



Notes:

1. All dimensions are in inches [millimeters]
2. Tolerance is $\pm .500$ [12.7] unless otherwise noted.
3. XX.XX refer to wire length
4. The specifications, characteristics and technical data described in the datasheet are subject to change without prior notice.

Product Specifications

Materials	
Panel Connector Socket	Polyester, UL 94-V0
Head Connector	Polyester, UL 94-V0
Lens	Polycarbonate, UL 94-V2
Moisture Seal	EPDM
Lock Washer	Steel, Nickel Plate
Terminals	Phosphor Bronze, Tin Plate
Wire	24 AWG 1007/1569

Installation Specifications	
Mounting Hole	.562" (14.288mm) opening on 0.75" (19.05mm) center
Panel Thickness	.030" (.762mm) Min - .188" (4.775mm) Max
LED Lead Length	Bi-Lead: Trim to .300" \pm 0.010 (7.620mm \pm 0.254) Hi-Flux: No trim required Tri-Lead: Contact VCC
Applications	HMC 461 or HMC 463 Lens - For standard dry applications HMS 462 or HMS 464 Lens - Dust and wet conditions (Exceeds NEMA 6P/IP67)

Compliances and Approvals

