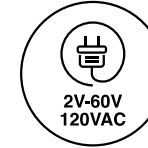
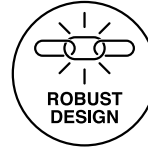




L4 Series Snap-in T-1 LED Ø.187" (4.75mm) Panel Mount Indicator, IP66 Sealed



Rear mounting, friction fit no mounting hardware required, IP66 sealed suitable for outdoor applications



Applications

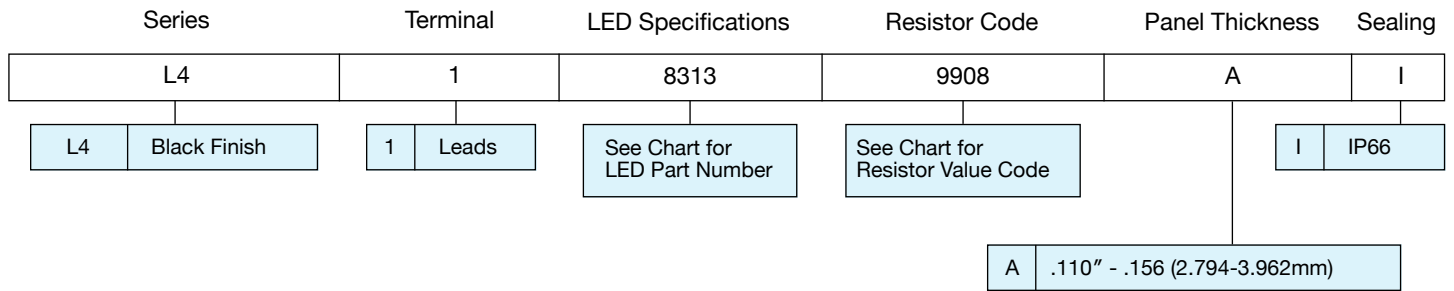
- Pilot Instrumentation
- Status Maintenance
- Maintenance and Warning Indication
- Signaling
- Remote Power Indication
- Main Power Indication
- Safety and Emergency
- Aircraft/Military Instrumentation
- Maritime, Oil and Gas Industry

Key Features

- Mounting hole diameter: .187" ± .001" (4.75mm ± .03mm)
- Panel thickness: 0.110" - .156" (2.794 - 3.962 mm)
- Rear mounting friction fit - no mounting hardware required
- T-1 (3mm) LED panel mount indicator
- Sealed against moisture and dust - IP66
- Optional internal resistor
- Offered with 24 AWG UL1061 6" (152.4mm) gray (anode) and black (cathode) lead stripped .250 (6.35mm) standard
- Black butyrate plastic housing
- Mil Spec MIL-W22759/33 wire and connector options
- Available in five single colors: red, yellow, green, blue, and white
- Viewing angle: 30°-50° (dependent on model)
- For custom cable length, connectors, or single/bi-color LED contact VCC
- RoHS and REACH Compliant



Ordering Data



Example:

L4-1-8313-9908-A-I

L4 Black Plastic Finish, Wire Leads, Red LED 12 Volt, IP66

LED Specification Chart Electrical and Optical Characteristics (TA = 25°C)

LED Part Numbers	Color	Luminous Intensity (mcd) Typ. @ IF (mA)	VF Typ. @ IF (mA)	Viewing Angle (2θ ^{1/2})	Peak Wavelength (nm)
------------------	-------	---	-------------------	------------------------------------	----------------------

SINGLE COLOR

8313	Red	800.0	20	1.85	20	50°	660
8312	Yellow	700.0	20	2.0	20	50°	590
8306	Green	150.0	20	2.2	20	50°	565
8310	Blue	1100	20	3.3	20	30°	468
1331	White	1600	20	3.3	20	34°	N/A

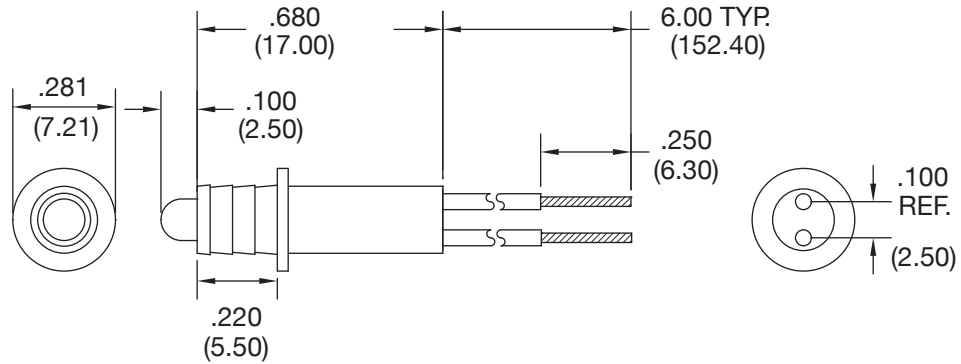
Resistor Chart Operating Specification

Resistor Value Code	Voltage	Current (mA)	Resistor Value (Ohms) Green, Yellow Red, Bicolor LED	Resistor Value (Ohms) Blue, White LED
---------------------	---------	--------------	--	---------------------------------------

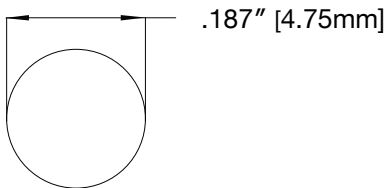
0000	2	20	None	Not Available
9907	5	20	150	
9922	5	20		65
9908	12	20	511	
9909	12	20		357
9910	24	20	1100	
9911	24	20		953
9912	48	9	4870	
9913	48	9		4350
9914	60	7	8250	
9915	60	7		7500
9920	120VAC	8	6490	Contact VCC

Product Dimensions

L4 Series



Recommended Mounting Hole



Notes:

1. All dimensions are in inches [millimeters]
2. Tolerance is $\pm .001$ [0.03] unless otherwise noted.
3. The specifications, characteristics and technical data described in the datasheet are subject to change without prior notice.

Product Specifications

Materials	
Housing	Black butyrate housing
Wire Leads	24 AWG, 6" length, gray anode, black cathode


Electrical Specifications	
Operating Voltage	Refer to table
Operating Current	Refer to table

Installation Specifications	
Mounting Hole	.187" ± .001" (4.75mm ± .03mm)
Panel Thickness (max.)	0.110" - .156" (2.794 - 3.962 mm)
Wire Leads	24 AWG UL1061 6.0" (152.4mm) gray (anode) and black (cathode), leads stripped .250" (6.35mm)

Temperature Specifications	
Operating Temperature	-40°C to +85°C -40°F to +185°F
Storage Temperature	-40°C to +85°C -40°F to +185°F

Custom Connector

VCC can add crimped connections to your panel mount indicators (PMIs) and combine two final steps into one seamless transaction. We offer a range of connector options, including:



2 Position Connector

Wire-to-Wire Crimp Housing

Crimp Housing Connector

Micro-Fit Connector - Dual Row

Micro Rectangular Power Connector

Compliances and Approvals

